

Cynomolgus TNFR2/CD120b/TNFRSF1B Protein

Cat. No. TNF-CM1R2

Description

Source	Recombinant Cynomolgus TNFR2/CD120b/TNFRSF1B Protein is expressed from HEK293 with His tag at the C-Terminus. It contains Leu23-Asp257.
Accession	A0A2K5VEV7
Molecular Weight	The protein has a predicted MW of 26.1 kDa. Due to glycosylation, the protein migrates to 49-60 kDa based on Bis-Tris PAGE result.
Endotoxin	Less than 1EU per µg by the LAL method.
Purity	> 95% as determined by Bis-Tris PAGE > 95% as determined by HPLC

Formulation and Storage

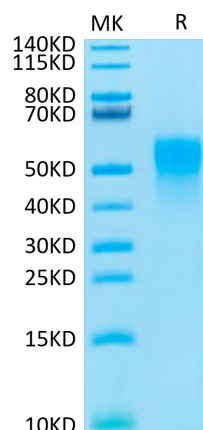
Formulation	Lyophilized from 0.22µm filtered solution in PBS (pH 7.4). Normally 8% trehalose is added as protectant before lyophilization.
Reconstitution	Centrifuge the tube before opening. Reconstituting to a concentration more than 100 µg/ml is recommended. Dissolve the lyophilized protein in distilled water.
Storage	-20 to -80°C for 12 months as supplied from date of receipt. -80°C for 3 months after reconstitution. Recommend to aliquot the protein into smaller quantities for optimal storage. Please minimize freeze-thaw cycles.

Background

Tumor Necrosis Factor Receptor II (TNF RII), also known as TNFRSF1B, p75/p80, and CD120b, is a type I transmembrane protein that belongs to the TNF receptor superfamily. It has a molecular weight of approximately 75 kDa. Receptor with high affinity for TNFSF2/TNF-alpha and approximately 5-fold lower affinity for homotrimeric TNFSF1/lymphotoxin-alpha. The TRAF1/TRAF2 complex recruits the apoptotic suppressors BIRC2 and BIRC3 to TNFRSF1B/TNFR2. This receptor mediates most of the metabolic effects of TNF-alpha. Isoform 2 blocks TNF-alpha-induced apoptosis, which suggests that it regulates TNF-alpha function by antagonizing its biological activity.

Assay Data

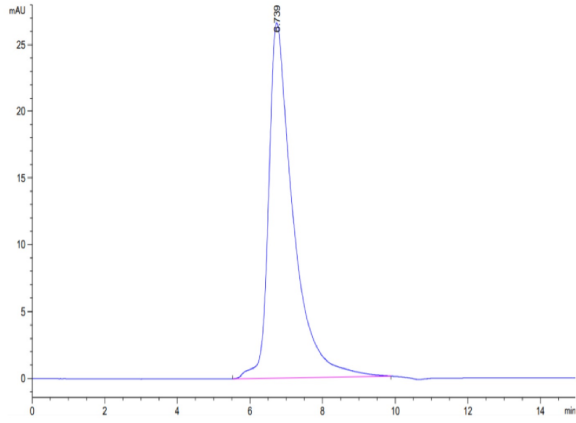
Bis-Tris PAGE



Cynomolgus TNFR2 on Bis-Tris PAGE under reduced condition. The purity is greater than 95%.

SEC-HPLC

Assay Data



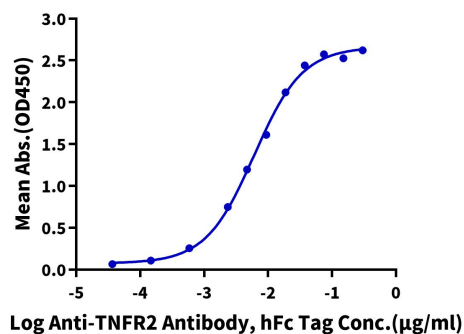
The purity of Cynomolgus TNFR2 is greater than 95% as determined by SEC-HPLC.

Assay Data

ELISA Data

Cynomolgus TNFR2, His Tag ELISA

0.1µg Cynomolgus TNFR2, His Tag Per Well



Immobilized Cynomolgus TNFR2, His Tag at 1µg/ml (100µl/Well) on the plate. Dose response curve for Anti-TNFR2 Antibody, hFc Tag with the EC50 of 6.0ng/ml determined by ELISA (QC Test).